

Scaled data based on original data using  
LM-79-08 Approved Method: Electrical and Photometric Measurements of Solid-  
State Lighting Products

Test Report Prepared for  
Cooper Lighting Solutions  
(formerly Eaton)

Brand: INVUE

Report Number: P162326

Luminaire Tested: **EMM-E03-LED-E1-SL2-HSS-7030**

Issue Date: 03/03/2020

**Test Information**

Test Method: LM-79-08  
Report Number: P162326  
REPORT IS SCALED FROM IESNA LM-79-08 TEST DATA (P33726)  
Test Lab: INNOVATION CENTER-P3  
Issue Date: 03/03/2020  
Manufacturer: COOPER LIGHTING SOLUTIONS (FORMERLY EATON)  
Product Line: INVUE  
Catalog Number: EMM-E03-LED-E1-SL2-HSS-7030  
Description: EPIC MODERN MEDIUM DECORATIVE LED LUMINAIRE  
(3) LIGHTBARS WITH AccuLED OPTICS - TYPE 2 W/ SPILL LIGHT CONTROL AND HOUSE SIDE SHIELD  
Light Source: (63) 3000K CCT, 70 CRI LEDs  
Ballast/Driver: -

**Summary**

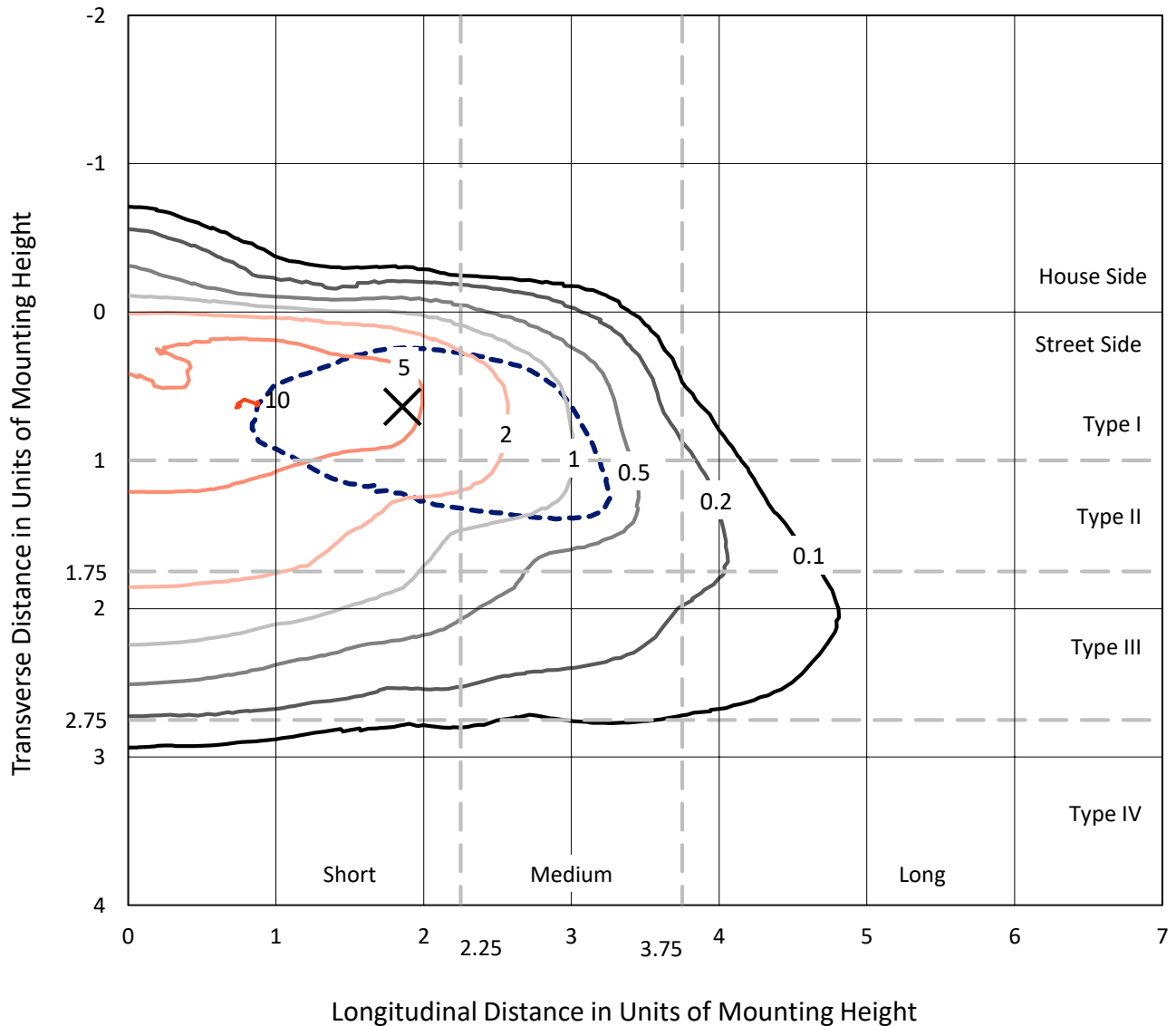
Lumens per Lamp: N/A  
Luminaire Lumens: 4776.7 lumens  
Efficiency: N/A  
Efficacy: 63.5 lumens/watt  
Luminous Opening: Rectangular w/ Sides (W: 0.5' x L: 1' x H: 0.1')  
IES Classification: Type II - Short - Non-Cutoff  
BUG Rating: B0 - U0 - G2  
  
Input Watts (W): 75.2  
Input Voltage (V): NR  
Input Current (Ain): NR  
Voltage Rise (V): NR  
Power Factor: NR  
Total Harmonic Distortion (THDi): NR  
Frequency (hertz): 60  
Stabilization Time: NR  
Operation Time: NR  
Ambient Temperature (°C): NR  
Test Distance: 25 FT



REPORT NUMBER: P162326  
 CATALOG NUMBER: EMM-E03-LED-E1-SL2-HSS-7030

### Iso-Footcandle Lines of Horizontal Illumination

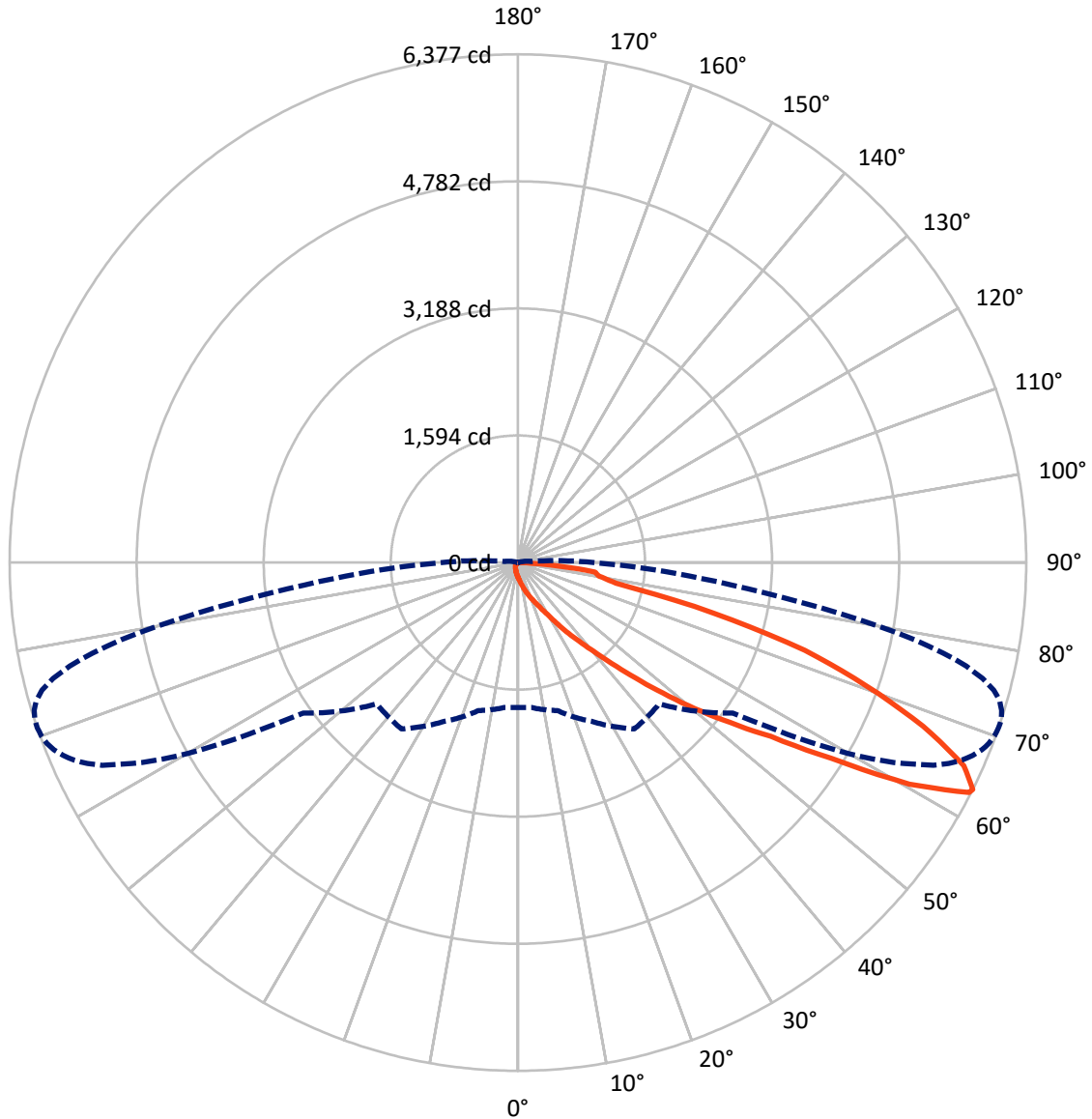
× Max cd  
 - - - 1/2 Max cd



Based on 10 foot mounting height. Maximum calculated value = 10.1 fc  
 Type II - Short - Non-Cutoff

REPORT NUMBER: P162326  
CATALOG NUMBER: EMM-E03-LED-E1-SL2-HSS-7030

### Luminous Intensity Polar Plot



— Vertical Plane Through 71-Deg Lateral    - - - Horizontal Cone Through 63-Deg Vertical

REPORT NUMBER: P162326

CATALOG NUMBER: EMM-E03-LED-E1-SL2-HSS-7030

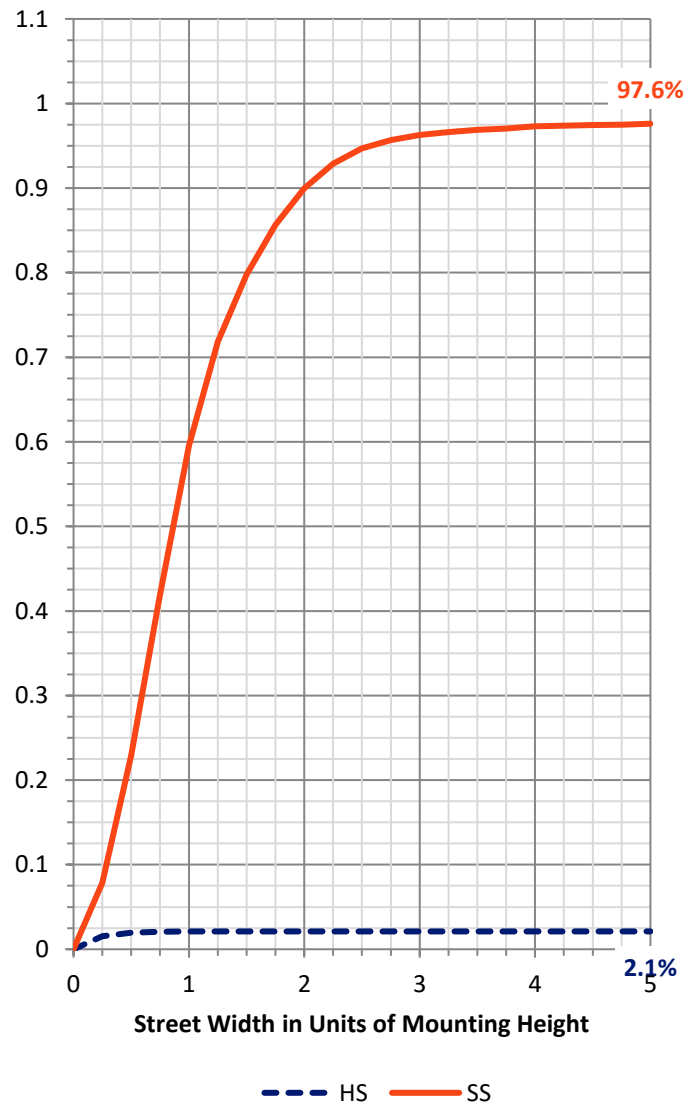
**FLUX DISTRIBUTION:**

		Downward	Upward	Total
<b>House Side</b>	Lumens	101.4	0.0	101.4
	% Fixture	2.1	0.0	2.1
<b>Street Side</b>	Lumens	4675.3	0.0	4675.3
	% Fixture	97.9	0.0	97.9
<b>Total</b>	Lumens	4776.7	0.0	4776.7
	% Fixture	100.0	0.0	100.0

**Coefficient of Utilization**

**ZONAL LUMENS:**

Zone	Lumens	% Fixture
0°-10°	20.3	0.4
10°-20°	78.5	1.6
20°-30°	159.5	3.3
30°-40°	389.8	8.2
40°-50°	871.7	18.2
50°-60°	1225.7	25.7
60°-70°	1441.3	30.2
70°-80°	520.4	10.9
80°-90°	69.6	1.5
90°-100°	0.0	0.0
100°-110°	0.0	0.0
110°-120°	0.0	0.0
120°-130°	0.0	0.0
130°-140°	0.0	0.0
140°-150°	0.0	0.0
150°-160°	0.0	0.0
160°-170°	0.0	0.0
170°-180°	0.0	0.0
0°-90°	4776.7	100.0
0°-180°	4776.7	100.0



REPORT NUMBER: P162326

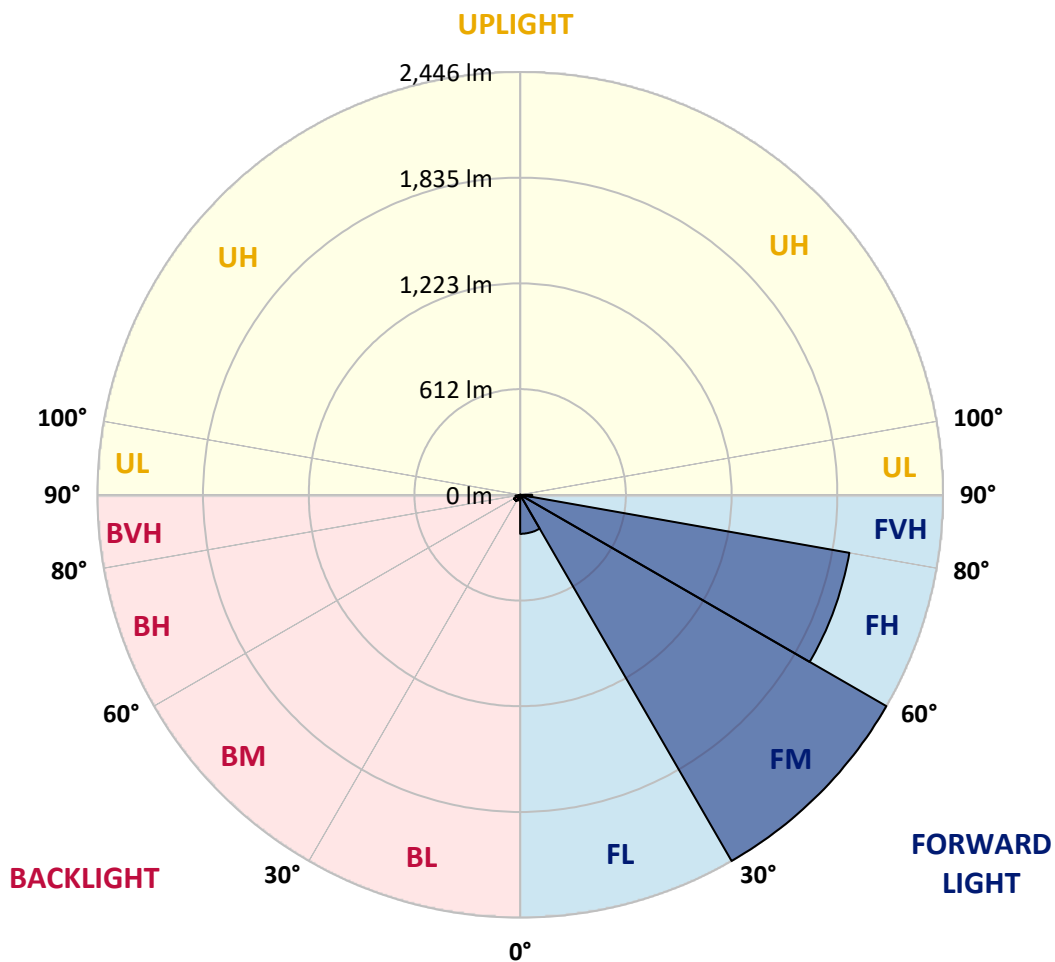
CATALOG NUMBER: EMM-E03-LED-E1-SL2-HSS-7030

**LUMINAIRE CLASSIFICATION SYSTEM LUMEN TABLE AND BUG RATING:**

Zone		Lumens	% Fixture	Zone Rating/Lumen Limit		
				B	U	G
FL	(0°-30°)	225.7	4.7			
FM	(30°-60°)	2446.2	51.2			
FH	(60°-80°)	1933.9	40.5			G2/5000
FVH	(80°-90°)	69.4	1.5			G1/100
BL	(0°-30°)	32.6	0.7	B0/110		
BM	(30°-60°)	40.9	0.9	B0/220		
BH	(60°-80°)	27.8	0.6	B0/110		G0/110
BVH	(80°-90°)	0.1	0.0			G0/10
UL	(90°-100°)	0.0	0.0		U0/0	
UH	(100°-180°)	0.0	0.0		U0/0	

**BUG Rating: B0-U0-G2**

Type II Short





REPORT NUMBER: P162326  
 CATALOG NUMBER: EMM-E03-LED-E1-SL2-HSS-7030

**CANDELA DISTRIBUTION (FULL):**

	0°	5°	15°	25°	35°	45°	55°	56°	57°	58°	59°
0°	183.2	183.2	183.2	183.2	183.2	183.2	183.2	183.2	183.2	183.2	183.2
2.5°	239.7	242.3	240.6	236.2	231.0	224.0	217.9	217.9	217.1	214.5	215.4
5°	314.4	315.2	311.7	301.3	291.8	277.0	260.5	258.8	257.0	254.5	253.5
7.5°	387.3	390.7	387.3	376.0	356.9	334.3	308.3	305.7	300.5	300.5	297.0
10°	462.0	462.0	458.5	445.4	428.1	395.9	363.0	358.7	352.6	350.8	345.6
12.5°	514.9	514.9	513.2	506.3	492.4	463.7	423.8	419.4	411.6	409.0	403.0
15°	535.8	535.8	536.7	542.7	543.6	530.6	488.9	485.4	477.6	470.6	468.1
17.5°	548.8	547.9	547.9	556.6	572.3	581.0	554.0	550.6	541.9	538.4	529.7
20°	577.5	575.8	570.5	570.5	585.3	615.7	615.7	614.8	605.3	602.6	598.3
22.5°	620.0	618.2	602.6	589.7	596.6	634.8	670.4	668.7	665.2	661.7	659.1
25°	689.5	683.4	656.5	618.2	612.2	653.0	712.0	716.4	719.0	719.0	720.7
27.5°	794.5	786.8	739.0	667.8	640.9	682.5	758.1	766.8	774.6	776.3	784.1
30°	940.5	926.6	858.0	753.8	692.1	725.9	825.9	835.4	846.7	850.1	862.3
32.5°	1180.1	1172.3	1106.3	950.0	818.0	811.1	920.5	932.6	947.4	953.4	968.2
35°	1544.8	1546.6	1492.8	1352.0	1169.7	1074.2	1089.8	1100.2	1105.4	1123.7	1131.5
37.5°	1792.4	1796.7	1808.8	1753.3	1623.0	1525.8	1403.3	1414.6	1387.7	1390.3	1391.1
40°	1927.8	1941.7	2012.9	2066.7	2056.3	1999.9	1901.8	1907.8	1857.5	1846.2	1791.4
42.5°	2018.1	2036.3	2150.1	2316.8	2401.9	2453.2	2430.6	2428.0	2388.9	2374.2	2328.1
45°	2074.6	2091.0	2234.3	2480.1	2676.3	2825.7	2887.4	2894.3	2861.3	2846.5	2808.4
47.5°	2071.9	2091.0	2244.7	2540.8	2830.0	3068.9	3242.5	3251.2	3271.2	3258.2	3260.8
50°	1957.3	1975.6	2130.1	2437.5	2784.9	3180.0	3497.9	3525.6	3557.8	3579.4	3589.8
52.5°	1818.4	1831.5	1968.6	2260.4	2592.1	3134.0	3648.9	3696.7	3744.5	3785.3	3813.9
55°	1767.2	1781.9	1889.6	2131.9	2437.5	2941.2	3719.3	3789.6	3857.4	3924.2	3978.9
57.5°	1794.1	1808.0	1885.2	2071.1	2345.5	2738.0	3739.3	3848.7	3959.8	4068.3	4176.0
60°	1893.1	1907.8	1973.8	2127.6	2321.2	2620.8	3661.1	3842.6	4027.5	4216.8	4394.9
62.5°	1854.0	1860.0	1957.3	2226.5	2494.8	2520.9	3377.1	3630.7	3912.9	4204.7	4492.1
63°	1816.7	1823.6	1922.6	2199.6	2547.8	2506.1	3289.4	3556.9	3854.7	4169.1	4481.7
65°	1647.3	1648.1	1723.8	1942.6	2488.8	2532.2	2898.6	3154.0	3496.1	3873.0	4268.1
67.5°	1229.6	1223.5	1296.5	1463.2	1953.8	2533.1	2487.9	2631.2	2869.1	3203.5	3557.8
70°	435.9	426.4	544.4	775.4	1217.5	2071.9	2138.0	2147.5	2213.5	2394.1	2616.4
72.5°	141.6	144.1	173.7	284.0	561.0	1394.6	1935.6	1906.1	1888.7	1887.9	1917.4
75°	56.4	57.4	69.5	126.0	251.8	672.1	1695.1	1711.5	1717.6	1726.3	1735.9
77.5°	26.9	29.5	39.1	70.3	125.0	332.6	1213.1	1352.9	1432.9	1494.5	1531.8
80°	9.6	11.3	21.7	43.4	58.2	152.8	639.2	771.1	888.3	1039.5	1169.7
82.5°	0.0	0.0	4.4	30.4	32.1	61.7	262.2	307.4	351.7	455.9	585.3
85°	0.0	0.0	0.0	8.7	9.6	10.4	88.6	106.8	119.8	139.8	161.5
87.5°	0.0	0.0	0.0	0.0	0.0	0.0	0.9	2.6	5.2	13.1	20.0
90°	0.0	0.0	0.0	0.0	0.0	0.0	0.0	0.0	0.0	0.0	0.0



REPORT NUMBER: P162326  
 CATALOG NUMBER: EMM-E03-LED-E1-SL2-HSS-7030

**CANDELA DISTRIBUTION (continued):**

	60°	61°	62°	64°	65°	66°	67°	68°	69°	70°	71°
0°	183.2	183.2	183.2	183.2	183.2	183.2	183.2	183.2	183.2	183.2	183.2
2.5°	213.6	212.7	212.7	211.0	210.2	208.4	207.5	205.0	204.0	204.0	204.0
5°	252.7	249.3	247.5	243.1	240.6	239.7	235.4	233.6	231.0	231.9	227.5
7.5°	296.1	290.1	287.4	281.3	279.6	273.5	271.8	267.4	264.9	259.7	257.9
10°	343.9	336.0	331.7	322.1	319.6	315.2	310.0	304.8	300.5	295.3	292.6
12.5°	398.6	391.6	388.2	375.1	369.1	363.0	356.0	349.1	342.1	337.8	331.7
15°	462.9	451.6	448.1	435.9	425.5	417.7	408.2	399.4	394.2	385.5	379.5
17.5°	526.3	514.9	512.3	494.1	482.8	477.6	467.2	455.9	446.4	437.7	428.1
20°	589.7	581.8	574.9	557.5	545.4	536.7	522.8	511.5	503.6	491.5	479.3
22.5°	653.0	645.2	640.0	621.7	610.5	598.3	586.2	574.0	562.7	547.9	534.0
25°	718.2	713.0	710.3	693.9	683.4	672.1	660.0	646.1	632.2	615.7	600.9
27.5°	785.8	787.6	782.4	778.9	767.7	759.8	740.7	731.1	720.7	700.8	682.5
30°	871.9	877.1	875.4	877.9	871.0	865.8	851.0	838.8	826.7	807.6	786.8
32.5°	980.4	987.3	990.8	1000.4	996.9	995.2	990.8	973.4	964.8	931.8	923.1
35°	1148.0	1144.5	1159.3	1167.1	1163.6	1161.9	1156.7	1147.2	1136.7	1113.3	1091.5
37.5°	1365.9	1369.4	1374.7	1359.0	1348.6	1347.7	1332.1	1322.5	1307.7	1281.7	1255.7
40°	1765.4	1743.7	1719.4	1653.3	1624.8	1608.2	1562.2	1549.2	1524.0	1488.4	1461.5
42.5°	2284.7	2263.0	2190.0	2079.8	2020.7	1939.0	1901.8	1855.7	1820.1	1761.9	1730.7
45°	2800.5	2738.0	2729.3	2600.8	2527.9	2420.2	2353.3	2276.0	2195.2	2118.9	2063.3
47.5°	3235.5	3221.7	3179.1	3101.0	3033.2	2942.9	2857.0	2738.0	2654.7	2546.1	2446.2
50°	3583.8	3582.9	3567.3	3522.2	3465.7	3392.7	3317.2	3216.5	3121.8	2988.9	2882.2
52.5°	3844.3	3858.2	3863.4	3849.5	3827.9	3763.6	3725.4	3641.1	3561.2	3448.4	3332.8
55°	4035.4	4086.6	4112.6	4142.1	4136.1	4113.5	4111.7	4057.1	4020.6	3931.2	3849.5
57.5°	4271.6	4355.8	4436.5	4579.8	4585.0	4635.4	4661.5	4687.5	4694.4	4658.8	4632.0
60°	4572.0	4743.9	4896.7	5196.3	5274.5	5397.8	5477.7	5564.6	5638.4	5644.4	5642.7
62.5°	4783.9	5048.7	5295.3	5740.0	5891.9	6034.3	6141.2	6225.4	6276.6	6328.7	6353.1
63°	4790.0	5080.0	5342.3	5800.8	5960.5	6096.0	6197.6	6275.7	6329.6	6360.8	6376.5
65°	4643.2	4994.9	5307.5	5764.2	5914.5	6050.9	6103.8	6155.1	6181.1	6193.2	6147.2
67.5°	3935.4	4279.3	4644.1	5154.7	5283.2	5446.5	5489.9	5515.9	5528.1	5525.5	5486.4
70°	2942.9	3231.3	3636.8	4220.3	4390.5	4550.3	4649.3	4691.9	4705.8	4701.4	4643.2
72.5°	2054.6	2223.9	2558.2	3207.8	3439.7	3644.5	3767.0	3830.4	3843.5	3817.3	3763.6
75°	1725.5	1734.2	1809.7	2164.8	2381.9	2600.8	2738.9	2778.8	2752.7	2673.7	2536.6
77.5°	1540.5	1559.6	1559.6	1612.6	1655.1	1715.9	1729.0	1631.7	1518.8	1372.9	1254.8
80°	1292.1	1359.0	1405.9	1445.0	1449.3	1437.2	1405.0	1350.3	1263.5	1152.4	1029.1
82.5°	785.0	917.0	970.8	1172.3	1271.3	1338.1	1332.9	1260.1	1194.0	1078.5	973.4
85°	198.0	213.6	231.9	301.3	337.8	412.5	459.4	481.1	488.9	448.9	406.4
87.5°	19.1	13.1	21.7	16.5	23.5	17.4	23.5	21.7	26.9	28.7	31.2
90°	0.0	0.0	0.0	0.0	0.0	0.0	0.0	0.0	0.0	0.0	0.0





REPORT NUMBER: P162326  
 CATALOG NUMBER: EMM-E03-LED-E1-SL2-HSS-7030

**CANDELA DISTRIBUTION (continued):**

	72°	73°	74°	75°	76°	77°	78°	79°	80°	81°	82°
0°	183.2	183.2	183.2	183.2	183.2	183.2	183.2	183.2	183.2	183.2	183.2
2.5°	202.3	201.5	200.6	199.7	198.8	198.0	196.3	196.3	194.5	193.6	192.8
5°	224.9	223.1	222.3	220.6	217.9	216.2	213.6	210.2	207.5	206.7	205.0
7.5°	253.5	249.3	247.5	244.9	241.4	236.2	232.7	230.2	225.8	223.1	217.9
10°	285.7	281.3	276.1	270.9	265.7	259.7	255.3	251.8	244.9	241.4	235.4
12.5°	326.5	318.7	312.6	305.7	298.8	291.8	286.6	276.1	270.1	262.2	257.0
15°	368.2	361.2	354.3	345.6	335.2	323.9	318.7	309.2	301.3	289.2	282.2
17.5°	418.6	405.5	395.1	384.7	375.1	364.7	354.3	339.5	328.3	317.8	304.0
20°	468.1	452.4	441.1	427.3	413.4	396.9	384.7	374.3	358.7	344.8	330.0
22.5°	521.1	505.4	487.2	473.3	454.1	441.1	424.6	407.3	391.6	373.4	355.2
25°	585.3	568.7	547.9	529.7	508.0	489.7	469.8	449.8	430.7	409.9	386.4
27.5°	664.3	646.9	624.4	602.6	574.0	551.4	532.3	505.4	481.1	455.0	428.1
30°	764.2	745.1	717.3	686.0	657.3	632.2	605.3	569.7	542.7	511.5	476.8
32.5°	894.4	871.9	834.5	805.0	769.4	736.3	699.1	663.5	625.2	584.5	544.4
35°	1058.6	1037.7	994.3	950.9	911.8	872.7	825.9	785.0	731.1	681.6	630.5
37.5°	1228.7	1191.4	1151.5	1104.6	1055.9	1009.1	951.7	895.3	833.6	779.8	715.5
40°	1423.3	1378.2	1345.1	1294.8	1226.2	1159.3	1106.3	1036.0	958.7	886.6	811.1
42.5°	1689.9	1639.5	1580.5	1504.0	1454.5	1376.4	1307.7	1224.4	1122.8	1042.0	950.9
45°	1998.1	1929.5	1872.2	1798.4	1738.5	1641.2	1561.4	1450.2	1348.6	1242.6	1131.5
47.5°	2349.9	2264.7	2181.4	2108.4	2012.9	1917.4	1815.7	1697.6	1567.4	1451.0	1319.1
50°	2753.7	2632.9	2517.5	2423.7	2292.5	2182.3	2071.9	1939.0	1794.9	1661.2	1511.0
52.5°	3202.6	3062.7	2909.9	2765.8	2613.8	2472.3	2339.4	2186.6	2025.9	1862.7	1695.1
55°	3744.5	3639.3	3459.6	3276.4	3073.1	2883.9	2712.8	2523.5	2328.1	2113.6	1937.3
57.5°	4592.9	4541.6	4391.4	4208.2	3943.3	3713.1	3423.1	3191.2	2908.2	2612.9	2385.4
60°	5742.6	5679.2	5594.9	5446.5	5236.3	4923.7	4604.1	4243.8	3813.1	3404.1	3015.9
62.5°	6355.6	6333.1	6264.5	6162.0	5965.7	5719.1	5397.0	5001.0	4514.7	4018.0	3523.0
63°	6373.9	6345.2	6286.2	6182.0	6009.2	5770.4	5454.3	5069.6	4593.7	4087.4	3582.1
65°	6127.3	6116.0	6056.1	5942.3	5824.2	5641.9	5397.0	5066.1	4666.7	4188.2	3685.4
67.5°	5434.3	5400.5	5308.4	5273.7	5191.1	5064.3	4877.7	4650.1	4364.4	3988.4	3554.3
70°	4596.3	4545.9	4430.5	4368.8	4268.1	4188.2	4074.5	3912.1	3735.8	3473.5	3149.6
72.5°	3707.9	3603.8	3497.9	3337.2	3196.5	3054.1	2928.2	2813.6	2619.9	2514.0	2268.2
75°	2408.0	2218.7	2037.2	1794.1	1575.3	1381.6	1193.1	1097.7	898.7	818.0	702.5
77.5°	1142.8	1036.8	894.4	784.1	643.5	525.4	429.0	322.1	252.7	198.0	151.1
80°	922.2	832.8	746.8	646.9	541.0	431.6	330.8	247.5	175.5	121.6	85.9
82.5°	822.4	725.1	619.2	550.6	478.5	391.6	321.3	262.2	193.6	141.6	96.4
85°	319.6	269.2	207.5	169.3	132.0	108.5	98.1	67.8	53.0	41.6	32.1
87.5°	27.8	22.6	18.3	12.1	13.1	6.9	7.9	5.2	4.4	4.4	3.5
90°	0.0	0.0	0.0	0.0	0.0	0.0	0.0	0.0	0.0	0.0	0.0



REPORT NUMBER: P162326

CATALOG NUMBER: EMM-E03-LED-E1-SL2-HSS-7030

**CANDELA DISTRIBUTION (continued):**

	83°	84°	85°	86°	87°	88°	89°	90°	95°	105°	115°
0°	183.2	183.2	183.2	183.2	183.2	183.2	183.2	183.2	183.2	183.2	183.2
2.5°	191.9	191.1	190.2	188.4	188.4	186.7	185.9	185.0	180.7	171.1	163.2
5°	201.5	199.7	198.0	195.4	193.6	191.1	189.3	186.7	177.2	158.9	143.3
7.5°	215.4	211.9	209.2	204.0	201.5	198.0	195.4	191.1	175.5	147.6	126.0
10°	231.9	225.8	221.4	215.4	210.2	205.8	201.5	195.4	173.7	135.4	110.2
12.5°	251.8	244.9	236.2	229.3	222.3	216.2	210.2	202.3	171.1	125.0	98.1
15°	271.8	261.4	255.3	245.8	236.2	227.5	218.8	211.9	172.0	113.7	87.7
17.5°	294.4	284.0	270.9	260.5	250.1	238.8	228.3	214.5	167.6	105.0	79.9
20°	316.1	301.3	289.2	276.1	261.4	247.5	234.5	222.3	164.1	96.4	73.0
22.5°	339.5	322.1	306.5	290.1	271.8	256.2	240.6	224.9	158.0	88.6	66.9
25°	368.2	348.3	325.6	305.7	286.6	267.4	247.5	228.3	152.0	81.7	62.6
27.5°	403.0	376.8	354.3	329.1	302.2	277.8	256.2	235.4	145.9	76.4	58.2
30°	447.2	416.9	384.7	352.6	323.9	296.1	265.7	239.7	139.8	71.2	53.8
32.5°	506.3	468.1	429.0	391.6	353.5	317.8	285.7	251.8	136.4	66.9	49.5
35°	584.5	534.9	487.2	440.2	394.2	350.8	309.2	270.9	136.4	61.7	44.3
37.5°	658.3	600.9	540.2	482.0	427.3	376.8	327.3	281.3	129.4	57.4	39.9
40°	738.1	669.5	598.3	529.7	463.7	401.2	344.8	291.8	123.3	52.1	35.6
42.5°	860.6	773.7	680.8	600.9	521.9	444.6	374.3	311.7	115.5	46.9	31.2
45°	1021.2	910.9	801.6	704.3	603.5	508.8	425.5	348.3	113.7	42.6	26.9
47.5°	1193.1	1062.9	934.4	810.2	692.1	581.8	482.0	389.0	113.7	38.2	23.5
50°	1364.2	1201.0	1063.8	919.7	786.8	656.5	537.5	431.6	114.6	34.7	19.1
52.5°	1518.8	1344.3	1190.6	1023.8	877.1	725.9	596.6	473.3	112.9	30.4	15.6
55°	1733.3	1528.3	1350.3	1166.3	994.3	824.1	677.3	535.8	113.7	26.9	13.1
57.5°	2128.4	1887.9	1673.3	1432.0	1233.9	1014.3	836.3	664.3	124.2	22.6	9.6
60°	2695.5	2382.8	2081.5	1787.2	1535.3	1273.9	1043.0	840.6	145.9	18.3	6.9
62.5°	3076.6	2667.6	2308.1	1983.3	1690.7	1417.2	1165.3	935.3	160.7	14.8	4.4
63°	3115.7	2692.8	2331.6	1996.4	1697.6	1424.1	1170.5	942.2	161.5	13.9	4.4
65°	3189.5	2736.2	2344.7	1999.0	1690.7	1414.6	1167.1	941.3	163.2	11.3	3.5
67.5°	3105.3	2669.4	2269.0	1924.3	1630.0	1358.2	1123.7	906.6	162.4	7.9	2.6
70°	2777.0	2415.8	2064.2	1742.9	1475.3	1229.6	1023.0	826.7	149.3	5.2	1.7
72.5°	2039.0	1793.2	1520.5	1288.6	1111.5	923.1	787.6	620.9	115.5	3.5	0.9
75°	604.4	550.6	462.9	408.2	360.4	297.8	264.9	206.7	59.1	1.7	0.0
77.5°	120.7	109.4	98.1	89.4	84.2	72.1	68.6	56.4	24.3	0.9	0.0
80°	63.4	52.1	44.3	39.1	33.9	27.8	23.5	19.1	4.4	0.0	0.0
82.5°	60.8	40.8	29.5	24.3	20.8	16.5	13.1	9.6	2.6	0.0	0.0
85°	22.6	17.4	13.1	10.4	8.7	7.9	6.1	5.2	0.0	0.0	0.0
87.5°	3.5	2.6	2.6	1.7	1.7	0.9	0.9	0.9	0.0	0.0	0.0
90°	0.0	0.0	0.0	0.0	0.0	0.0	0.0	0.0	0.0	0.0	0.0



REPORT NUMBER: P162326

CATALOG NUMBER: EMM-E03-LED-E1-SL2-HSS-7030

**CANDELA DISTRIBUTION (continued):**

	125°	135°	145°	155°	165°	175°	180°
0°	183.2	183.2	183.2	183.2	183.2	183.2	183.2
2.5°	155.5	148.5	145.0	140.7	140.7	139.8	141.6
5°	129.4	119.8	112.9	107.7	108.5	105.9	106.8
7.5°	109.4	99.8	93.8	90.3	89.4	88.6	88.6
10°	94.6	85.9	80.7	78.2	77.3	77.3	77.3
12.5°	84.2	75.5	71.2	69.5	69.5	68.6	68.6
15°	75.5	68.6	64.3	62.6	62.6	61.7	62.6
17.5°	68.6	61.7	58.2	56.4	56.4	55.5	55.5
20°	62.6	56.4	53.0	50.3	50.3	49.5	50.3
22.5°	57.4	51.2	46.9	45.1	44.3	43.4	44.3
25°	52.1	46.0	41.6	39.1	38.2	38.2	37.4
27.5°	47.8	41.6	36.4	33.9	33.0	33.0	32.1
30°	43.4	36.4	31.2	28.7	27.8	27.8	27.8
32.5°	39.1	31.2	26.9	24.3	23.5	23.5	23.5
35°	34.7	26.9	22.6	20.0	19.1	19.1	19.1
37.5°	29.5	22.6	17.4	15.6	14.8	13.9	13.9
40°	25.2	17.4	13.1	11.3	9.6	9.6	9.6
42.5°	20.8	13.9	9.6	6.9	6.1	5.2	6.1
45°	17.4	10.4	6.1	3.5	2.6	2.6	2.6
47.5°	13.9	6.9	2.6	0.9	0.9	0.9	0.9
50°	10.4	4.4	0.9	0.0	0.0	0.9	0.9
52.5°	7.9	2.6	0.0	0.0	0.0	0.0	0.0
55°	4.4	0.9	0.0	0.0	0.0	0.0	0.0
57.5°	2.6	0.0	0.0	0.0	0.0	0.0	0.0
60°	1.7	0.0	0.0	0.0	0.0	0.0	0.0
62.5°	0.9	0.0	0.0	0.0	0.0	0.0	0.0
63°	0.9	0.0	0.0	0.0	0.0	0.0	0.0
65°	0.9	0.0	0.0	0.0	0.0	0.0	0.0
67.5°	0.0	0.0	0.0	0.0	0.0	0.0	0.0
70°	0.0	0.0	0.0	0.0	0.0	0.0	0.0
72.5°	0.0	0.0	0.0	0.0	0.0	0.0	0.0
75°	0.0	0.0	0.0	0.0	0.0	0.0	0.0
77.5°	0.0	0.0	0.0	0.0	0.0	0.0	0.0
80°	0.0	0.0	0.0	0.0	0.0	0.0	0.0
82.5°	0.0	0.0	0.0	0.0	0.0	0.0	0.0
85°	0.0	0.0	0.0	0.0	0.0	0.0	0.0
87.5°	0.0	0.0	0.0	0.0	0.0	0.0	0.0
90°	0.0	0.0	0.0	0.0	0.0	0.0	0.0

(END OF REPORT)